

# UCAO MFT 7

## Inline Closure with Multi-Function Tray (MFT)

An Evolant® Solutions Product  
Product Description

### Application

The UCAO Closure provides environmentally protected sealing on splices of fiber optic cables. In addition, the unit provides excellent cable strain relief and space for excess buffer tube storage. It can be installed with all common cable sheaths and is suitable for buried, duct and aerial applications. Due to its compact design, it is ideal for the connection of low to medium number of distribution cables. The ease of opening and closing makes this closure ideal for access networks.

### Features

- Suitable for buried, duct and aerial lines
- For straight and branching application
- Fast and easy access to individual splice trays
- Capacity for up to 168 splices
- Closure sealing made of re-usable silicone
- IP 68

### Design

The body of the closure consists of two half shells made of plastic that is resistant against all common environmental influences. The intersection of the half shells is sealed with a reusable silicone ring. The closure has an integral hinge on the top and five stainless steel and plastic tensioners on the bottom.

The tensioners can be closed by hand and easily opened with a screwdriver. To prevent unauthorized access, an anti-access device option can be installed on the clips. The two cable entries on each endface of the closure can accommodate cables with outer diameters of up to 21 mm. The cable entries are placed between the cable entry wedges in the lower half shell. With a four-cable entry set, including multiple strain relief and a filling piece, each cable entry can be adapted to fit four cables of up to 8 mm in diameter. Alternatively, a closure with sealing wedges, each containing one port with compression fittings, is available.




Inline Closure UCAO MFT 7

These ports simplify the installation of branching cables in the event of future demand. Both the cable sheath and the central members are strain relieved with clamps locked into the lower half shell. The same clamps provide an electrical connection and external grounding if required. The tightness of the closure can be flash-tested by using the optional tightness testing set.

### Features Multi-Function Tray:

- Up to 7MFT trays, locked in position
- Up to 24-fiber splice capacity per tray
- Minimum fiber bend controls
- Individual tray access
- Multiple tray mounting access



MFT splice tray

# UCAO MFT 7

## Inline Closure with Multi-Function Tray (MFT)

An Evolant® Solutions Product  
Product Description

### Fiber Management

The splice trays will be inserted into the lower half shell. It can accommodate between two and up to seven MFT splice trays with a fast and easy single tray access. The buffer tubes can be installed directly up to the splice trays. With an optional buffer adapter set the fibers from one tube can be separated and routed into differently tubes. Alternatively, fibers from different tubes can be brought together into one tube. Each MFT splice tray provides 4 buffer tubes entries.



Management of the Buffer Tubes

### Specifications

| Type                               | Number and Outer Diameter of Cable  | Number of MFT Splice Trays | Splice Capacity | Length of Buffer Tubes (mm) |
|------------------------------------|-------------------------------------|----------------------------|-----------------|-----------------------------|
| UCAO 4-9 Standard                  | 4 x up to 21 mm *                   | up to 7 (min. 2)           | 168             | 1500 (cut)<br>2400 (uncut)  |
| UCAO 4-9 with Compression Fittings | 2 x up to 21 mm *<br>2 x 8 to 13 mm | up to 7 (min. 2)           | 168             | 1500 (cut)<br>2400 (uncut)  |

\* Each of this cable entry can be adapted to fit four cables of up to 8 mm in diameter

### Dimensions

| Type                               | Length (mm) | Width (mm) | Height (mm) | Weight (kg) |
|------------------------------------|-------------|------------|-------------|-------------|
| UCAO 4-9                           | 378         | 160        | 118         | 2.4         |
| UCAO 4-9 with Compression Fittings | 404         | 160        | 118         | 2.4         |

# UCAO MFT 7 Inline Closure with Multi-Function Tray (MFT)

An Evolant® Solutions Product  
Product Description

## Kit Content

---

Each closure kit contains all parts for installation of a straight joint including the equipment for fiber management. Application specific accessories such as splice trays and splice protectors have to be ordered separately.

## Closure Content


---

1. Closure with tensioners
2. Strain relief with screw and contact plate
3. Sealing wedge with metal bracket
4. Sealing tape
5. Sealing
6. Cleaning tissue
7. Screws for sealing wedge
8. Dummy plug
9. Wrap gauge
10. Grounding screw
11. Shield connection lead
12. Tray holder
13. Holder for locking element
14. Buffer holder
15. Strain relief for central member
16. Screws
17. Installation instructions


## Components for Cable Entry Wedge with Compression Fittings

---

1. Threaded plug
2. Washer
3. Sealing
4. Supporting plate



Kit Content UCAO MFT7



Compression Fittings

# UCAO MFT 7

## Inline Closure with Multi-Function Tray (MFT)

An Evolant® Solutions Product  
Product Description

### Ordering Information

| Order No.   | Pos. | Type                                 | Description                                | Pieces |
|---|------|--------------------------------------|--|--------|
| <b>Inline Closure with external grounding:</b>  |      |                                      |  |        |
| Closures with necessary material to install and ground 2 cables. For additional cables, the following parts must be used: Branching set and Sealing tape.<br>Splice trays, covers for splice trays, splice protection and fixing device must be ordered separately. |      |                                      |  |        |
| S45754-A3-A60   | 1    | UCAO MFT 7                           | UCAO Inline Closure for 7 MFT splice trays | 1 set  |
| <b>Inline Closure with compression fittings, with external grounding:</b>   |      |                                      |  |        |
| Closures with necessary material to install and ground 2 cables. For additional cables, the following parts must be used: Branching set<br>Splice trays, covers for splice trays, splice protection and fixing device must be ordered separately.                   |      |                                      |  |        |
| S45754-A3-A59   | 2    | UCAO MFT 7 with compression fittings | UCAO Inline Closure for 7 MFT splice trays | 1 set  |

### Accessories

| Order No.     | Pos. | Type  | Description   | Pieces |
|---------------|------|---|---|--------|
| S46998-A4-A60 | 3    | Splice tray MFT                                 | For 24 shrink splice protection   | 10     |
| S46998-A4-A61 | 4    | Splice tray MFT                                 | For 24 crimp splice protection  | 10     |
| S46998-A4-A48 | 5    | Cover for Splice tray MFT                       |   | 10     |
| S46998-A6-R1  | 6    | Branching set<br>UCAO without comp. fittings    | Cable and central member strain relief and shield connection for 10 cables                              | 1 set  |
| S46998-A6-R2  | 7    | Grounding set                                   | For 10 cables   | 1 set  |
| S45754-A3-R25 | 8    | Branching set<br>UCAO with compression fittings | Set with gland and strain relief for 1 cable  | 1 set  |
| S45756-M7-A2  | 9    | 4-Cable entry set                               | Including strain relief elements  | 10     |
| S45756-M5-A7  | 10   | System for tightness testing                    | Including valve, plug, sealing paste  | 10     |
| S45756-M5-A2  | 11   | Wall / Pole mounting                            |   | 1      |
| S45756-M5-A1  | 12   | Aerial hanging device                           |   | 1      |
| S45756-M2-A2  | 13   | Sealing tape                                    | Roll with 1.6m  | 10     |
| S45756-M3-A2  | 14   | Anti-access device                              | Protection against opening without tools  | 1      |
| S46999-A16-A4 | 15   | Heat-shrink splice protectors                   | Length 60 mm  | 100    |
| S46998-A4-A29 | 16   | Heat-shrink splice protectors                   | Length 45 mm  | 100    |
| CSP-1         | 17   | Crimp splice protector                          | Length 30mm   | 150    |
| S46998-A2-R85 | 18   | Buffer adapter set 1-1                          | Spiral wrap and adapter to connect one buffer to one spiral wrap  | 4      |
| S46998-A2-R84 | 19   | Buffer adapter set 2-1                          | Spiral wrap and adapter to connect one buffer to two spiral wraps or two buffers to one spiral wrap     | 4      |
| S46998-A2-R83 | 20   | Buffer adapter set 3-1                          | Spiral wrap and adapter to connect one buffer to three spiral wraps or three buffers to one spiral wrap | 4      |

Corning Cable Systems GmbH & Co. KG · Leipziger Straße 121 · 10117 Berlin, Germany  
Email for all locations: [emea.cs@corning.com](mailto:emea.cs@corning.com) / web: [www.corning.com/cablesystems](http://www.corning.com/cablesystems)

All rights reserved. This publication must not be reproduced or copied in any way whatsoever without the express consent in writing of Corning Cable Systems GmbH & Co. KG. All Corning Cable Systems products described in this datasheet are subject to availability and technical modification. Corning Cable Systems GmbH & Co. KG reserves the right to improve, enhance or otherwise modify Corning Cable Systems product without prior notification, in particular including technical data and other information about such products. There is no legal obligation to supply a specific product to a precise specification until a binding order is accepted by Corning Cable Systems GmbH & Co. KG.  
Evolant® is a registered trademark of Corning Cable Systems Brands, Inc. All other trademarks are the properties of their respective owners.  
Corning Cable Systems is ISO9001 certified. Copyright © 2008 Corning Cable Systems. October 2008